

Hi All,

Creativity is one of the most important skills you can have, and it's not easy to develop (or keep). One of the most important things to do is push yourself outside your comfort zone and try to think differently.

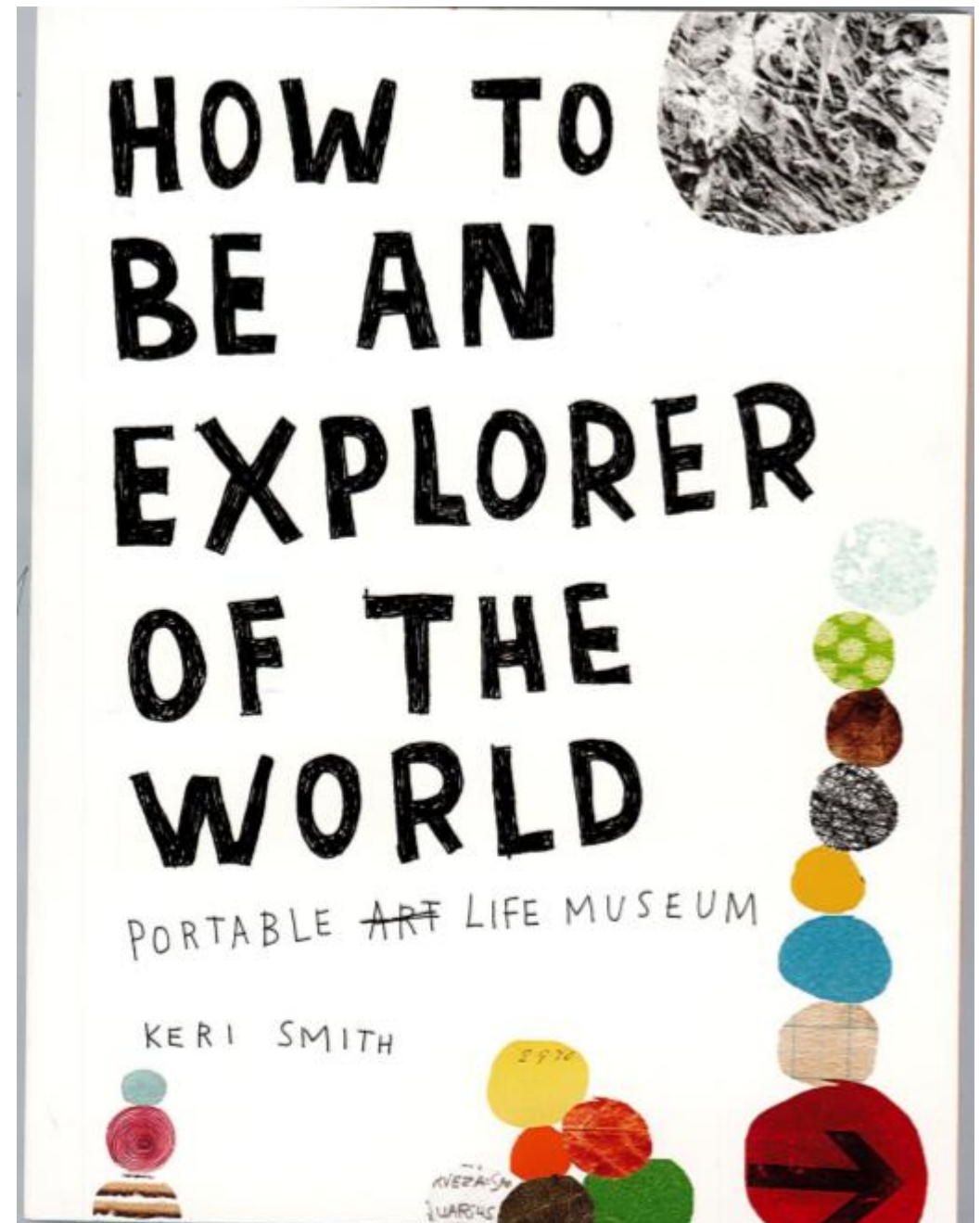
The next few pages are from *How to be an explorer of the world*. It's a great book with lots of strange activities.

Why not try out some and remember to have fun!

If you do complete any of the tasks your Art teacher would love to see what you have done, so send an image to your class Showbie group.

Good luck and happy exploring!

The Art Department

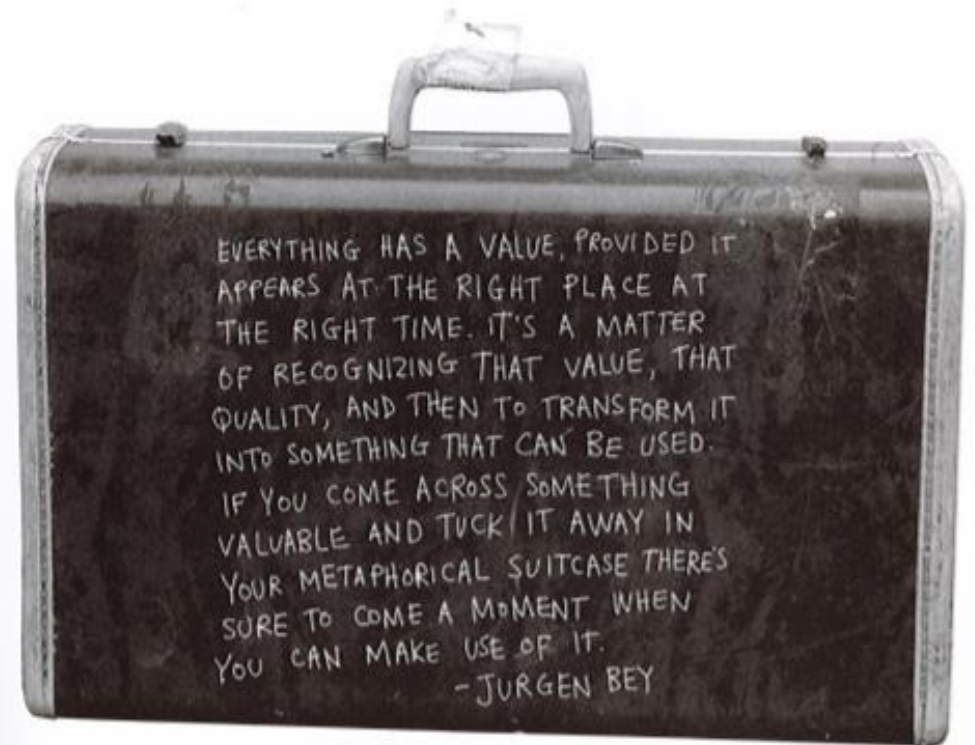


WHEN I LOOK CLOSELY AT THE WORK OF ALL
MY FAVORITE ARTISTS AND DESIGNERS I NOTICE
THEY ALL HAVE ONE THING IN COMMON...
THEY ARE COLLECTORS.

THIS TENDENCY TO COLLECT AND
DOCUMENT IS SIMILAR TO THE
WORK OF AN ETHNOGRAPHER.

ETHNOGRAPHY. N. THE DOCUMENTATION
AND ANALYSIS OF A PARTICULAR
CULTURE THROUGH FIELD RESEARCH.

EVERYTHING IS INTERESTING



DOCUMENTING AND COLLECTING METHODS AND TOOLS

TO BE AN EXPLORER YOU DO NOT NEED ANY FANCY MATERIALS. ALL OF THE EXERCISES IN THIS BOOK CAN BE DONE USING WHATEVER YOU HAVE (JUST A PENCIL AND THIS BOOK). AS YOU GO ALONG YOU MAY WISH TO EXPLORE MORE DETAILED METHODS DEPENDING ON WHAT YOU HAVE AT YOUR DISPOSAL. HERE IS A SHORT LIST OF VARIOUS METHODS (YOU CAN ADD TO THIS LIST AS YOU DISCOVER NEW METHODS):

SIMPLE METHODS: WRITING, SKETCHING, COLLECTING OBJECTS, PENCIL RUBBINGS, PRESSINGS (FLAT OBJECTS), TRACING, CLAY RELIEF (PLASTICINE), TRANSCRIBING (CONVERSATIONS), PRINT MAKING (USING OBJECTS)

MORE INVOLVED TOOLS (OPTIONAL)



METHODS OF COLLECTING




EXPLORATION # 17

INSTANT SCULPTURE

CONSIDER THAT EVERYTHING
AROUND YOU IS A SOURCE
FOR SCULPTURE.

TRY MAKING QUICK
PIECES USING
WHATEVER YOU
HAVE AROUND YOU
IN THE MOMENT.



146



(WITH HEADPHONES)

SEE EVERYTHING
AS A FILM. YOU
ARE THE FILMMAKER.
EVERYTHING IS
A SOURCE.

MAKE A MOVIE
WITH YOUR EYES.



ALTER YOUR HABITUAL ROUTINE. TAKE A DIFFERENT ROUTE THAN YOU NORMALLY WOULD.

WEAR A COSTUME OR DISGUISE. 141

LOOK AT THE WORLD
AS A PUZZLE THAT YOU
DETERMINE THE MEANING OF.



EXPLORATION #47

THE SHAPES OF STAINS AND SPLOTCHES

MAKE TRACINGS OF STAINS OR SPLOTCHES YOU FIND. MAKE NOTES ABOUT WHERE YOU FOUND THEM. WORK IN DIFFERENT COLORS. TRY CUTTING THE SHAPES OUT OF PAPER AND LAYERING THEM TO MAKE A COLLAGE.

SOURCE: INGRID CALAME

WHO IS TO SAY THAT
PLEASURE IS USELESS?
- CHARLES EAMES

EXPLORATION #43

FOUND PAPER*

ONE OF THE EASIEST THINGS TO FIND IN THE WORLD IS DISCARDED PAPER. WHILE ONE LONE ITEM MAY NOT SEEM TERRIBLY INTERESTING, WHEN YOU START TO ASSEMBLE A COLLECTION, IT CAN BE INTENSELY SATISFYING TO LOOK AT AND ARRANGE INTO DIFFERENT CONFIGURATIONS.

* NOTE: FOUND CARDBOARD PROVIDES ENDLESS POSSIBILITIES FOR CREATIVE PRODUCTION. ALWAYS HAVE SOME ON HAND FOR SPONTANEOUS PROJECTS.

* GLUE ENVELOPE HERE FOR COLLECTION PURPOSES.





THE UNIVERSE IS THE MIRROR IN WHICH WE
CAN CONTEMPLATE ONLY WHAT WE HAVE
LEARNED TO KNOW IN OURSELVES.

- M. R. PALOMAR

BY ITALO CALVO

EXPLORATION #37

TIME OBSERVATION

COME UP WITH SEVERAL WAYS OF
DOCUMENTING THE PASSAGE OF TIME,
BASED ON WHERE YOU ARE SITTING.



EXPLORATION #34

INTERESTING GARBAGE

COLLECT PIECES OF DETRITUS YOU FIND INTERESTING OR INTRIGUING. DOCUMENT THEM IN SOME WAY, WITH SKETCHES, PHOTOGRAPHS, OR WRITINGS. TAKE NOTE OF WHERE AND WHEN THE ITEMS WERE FOUND. SOME THINGS TO PONDER: WHAT IS THE DIFFERENCE BETWEEN WHAT WE CHOOSE TO KEEP AND WHAT WE THROW AWAY? IS WHAT WE CONSIDER 'WITHOUT USE' MEANINGLESS? HOW CAN WE FIND NEW PRESENTATIONS FOR THESE THINGS?

SOURCE: CANDY JERNIGAN

STORIES ABOUT PLACE ARE MAKESHIFT THINGS. THEY ARE COMPOSED WITH THE WORLD'S DEBRIS. — MICHEL DE CERTEAU

OFFICIAL LICENSE TO 

CREATE YOUR OWN REALITY.

NAME: _____

ADDRESS: _____

 AFFIX PHOTO HERE

EXPERIMENTING SINCE: _____

* CUT OUT AND CARRY WITH YOU.

WORLD OF MAGIC

COLLECT OBJECTS FOR THEIR POTENTIAL MAGIC QUALITY. ATTACH A STORY TO THEM, OR CREATE A FICTITIOUS HISTORY ABOUT THE OBJECT.



MAGIC PINECONE
WHEN PLANTED
GROWS A TREE
THAT CAUSES ALL
WHO SIT UNDER
IT TO FALL
ASLEEP AND HAVE
VIVID DREAMS.

OBJECT DOCUMENTATION LOG

Object:

Dimensions:

Material:

Inventory Date:

Location Found:

Visual Description/sketches:

Potential Categories:

Additional Notes:

Fieldworker's Initials:

EXPERIENCE DOCUMENTATION LOG

Date:

Time:

Location:

Subject/Event:

Visual Description/sketches, colors,
textures, smells, shapes, materials:

Additional Notes:

Fieldworker's Initials: